

5 CONVOLUTES PTFE EXPANSION JOINTS WITH FLANGED REINFORCEMENT RINGS, ANSI AND DIN

Standard version

Design:

ASME/ANSI B16.5 Class 150

DIN EN 1092-1, PN 10

Flanges: 2 loose flanges

Range:

DN 25 - DN 500 - DN 1" - DN 20"

Materiali:

1.1 PTFE according to ASTM D-4895

2.1 Standard: AISI 316-1.4404

2.2 Option Hastelloy C4

3.1 Zinc plated

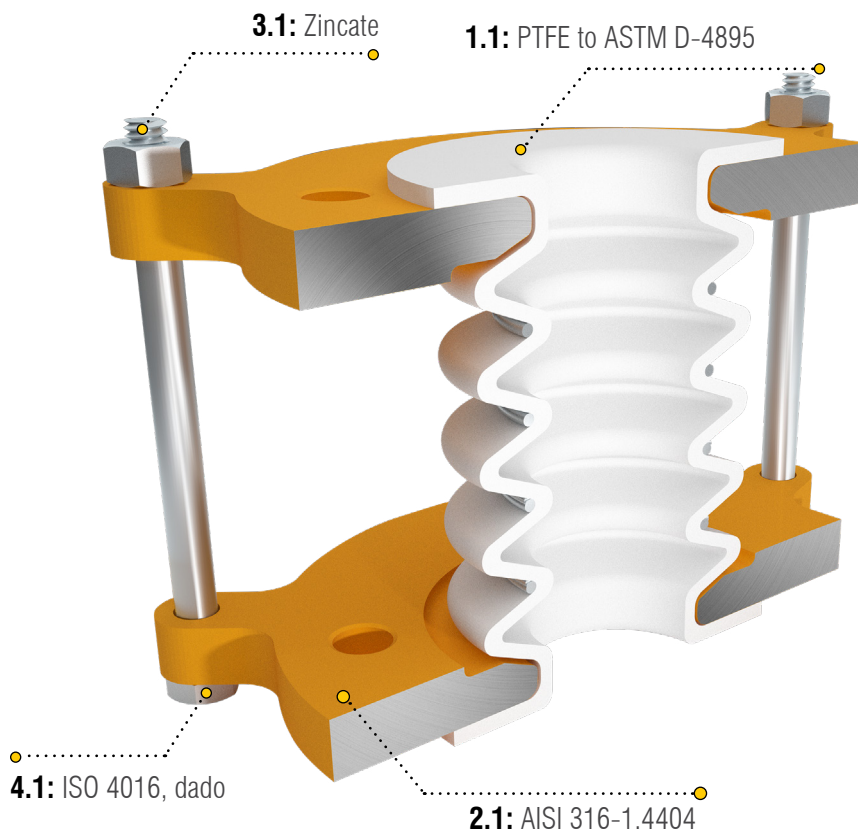
3.2 X6CrNiTi 1810 = 1.454-AISI 321

4.1 Standard: ISO 4016, bolt and nut

4.2 Option: stainless steel/A2

Rivestimento:

PTFE

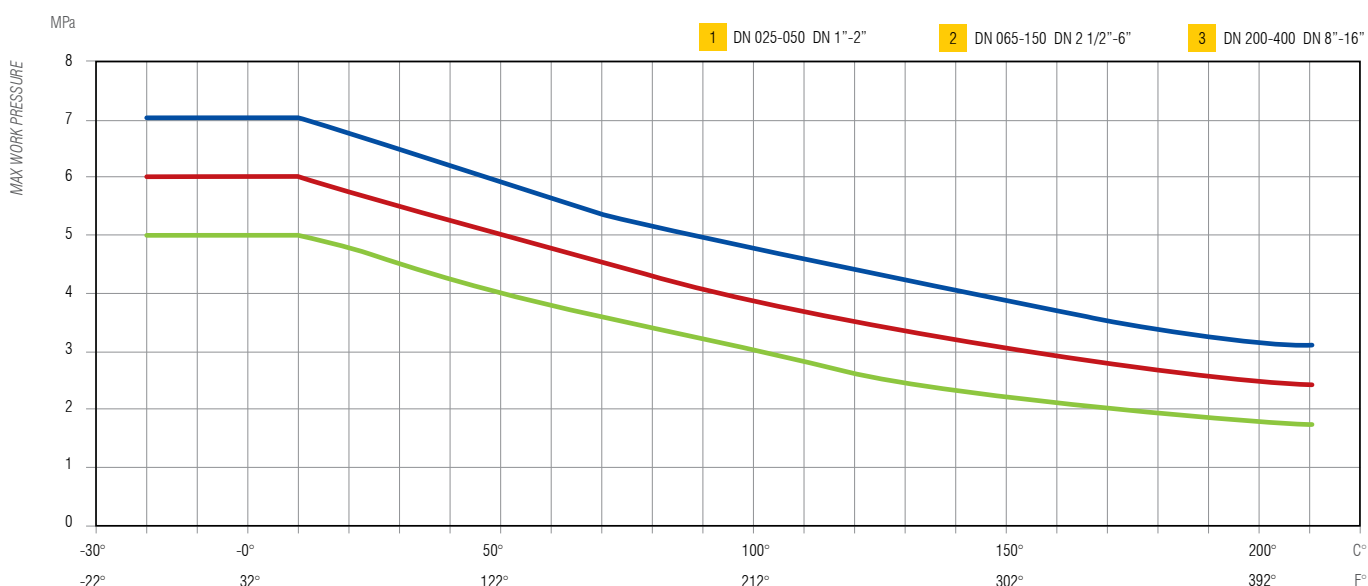


Operating conditions:

Suitable for antacid and heavy uses.

Temperature -30°C/-30°F + 230°C/440°F

Pressure / temperature - diagram for 5 convolutes



TAB.3



index

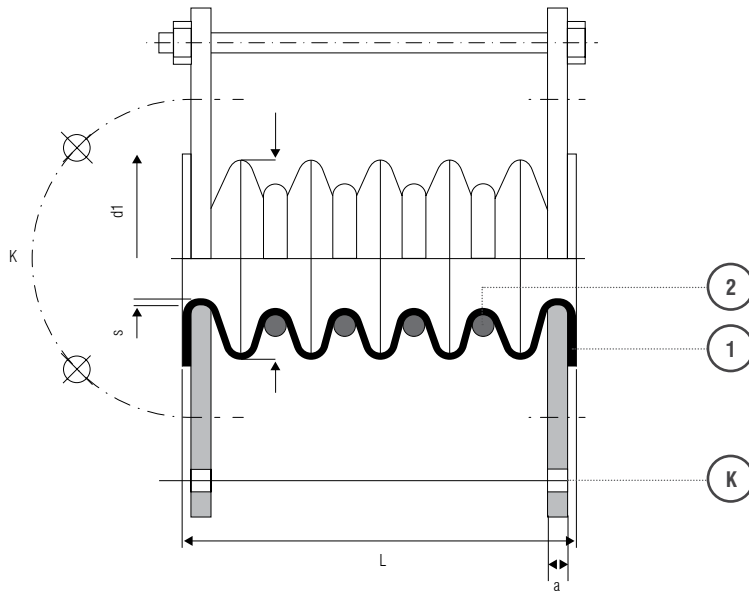
previous view

B-12
data sheet

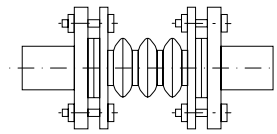
BELLOWS

B

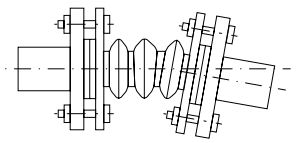
5 CONVOLUTES PTFE EXPANSION JOINTS WITH FLANGED REINFORCEMENT RINGS, ANSI AND DIN



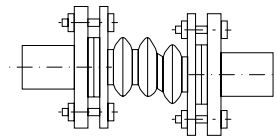
Movements



Axial



Angular



Lateral

Dimension table n 3.1

DN	L	Axial stroke	Lateral stroke	Angular deviation	d	K	a	Internal diameter	Rigidity axial	Holes	Weight	
15	68	8	6	14	45	65	11	24	18	4 X M 12	1,9	DIN
1/2"	68	8	6	14	35	60,3	11	24	18	4 X 1/2"	1,9	ANSI
20	68	8	6	14	58	75	11	24	18	4 X M 12	1,9	DIN
3/4"	68	8	6	14	43	69,8	11	24	18	4 X 1/2"	1,9	ANSI
25	100	15	6	14	68	85	11	24	18	4 X M 12	1,9	DIN
1"	100	15	6	14	51	79,4	11	24	18	4 X 1/2"	1,9	ANSI
32	105	15	6	14	78	100	13	33	38	4 X M 16	2,3	DIN
1 1/4"	105	15	6	14	64	88,5	13	33	38	4 X 1/2"	2,3	ANSI
40	115	20	6	14	88	110	13	40	44	4 X M 16	2,9	DIN
1 1/2"	115	20	6	14	73	98,4	13	40	44	4 X 5/8	2,9	ANSI

5 CONVOLUTES PTFE EXPANSION JOINTS WITH FLANGED REINFORCEMENT RINGS, ANSI AND DIN

DN	L	Axial stroke	Lateral stroke	Angular deviation	d	K	a	Internal diameter	Rigidity axial	Holes	Weight	
50	125	25	9	14	102	125	15	55	57	4 X M 16	4,2	DIN
2"	125	25	9	14	92	120,6	15	55	57	4 X 19	4,2	ANSI
65	145	30	9	14	122	145	15	85	81	4 X 18	5,1	DIN
2 1/2"	145	30	9	14	105	139,7	15	85	81	8 X 18	5,1	ANSI
80	160	35	13	14	138	160	15,5	113	98	4 X 18	5,8	DIN
3"	160	35	13	14	127	152,4	15,5	113	98	8 X 18	5,8	ANSI
100	165	40	13	14	158	180	19	158	107	8 X 18	7,7	DIN
4"	165	40	13	14	158	190,5	19	158	107	8 X 18	7,7	ANSI
125	170	40	14	14	188	210	19,25	222	118	8 X 22	12,5	DIN
5"	170	40	14	14	186	215,9	19,25	222	118	8 X 23	12,5	ANSI
150	180	40	14	14	212	240	23	299	112	8 X 22	14	DIN
6"	180	40	14	14	216	241,3	23	299	112	8 X 23	14	ANSI
200	210	40	14	14	268	295	25	483	123	8 X 22	23,1	DIN
8"	210	40	14	14	270	298,4	25	483	123	12 X 23	23,1	ANSI
250	240	50	14	14	320	350	28	731	116	12 X 23	29,7	DIN
10"	240	50	14	14	324	361,9	28	731	116	12 X 25	29,7	ANSI

